



# Table Of Contents

<b>Theater Pricing Information .....</b>	<b>Page 1- 4</b>
<b>Theater Technical Information .....</b>	<b>Page 5 -10</b>
<b>Theater Seating Chart .....</b>	<b>Page 11</b>
<b>Theater Stage Plot .....</b>	<b>Page 12</b>
<b>Theater Lighting Plot .....</b>	<b>Page 13</b>

# Theater Pricing Information

MSDL Theater 2024 Pricing effective 1/1/24

## Four Walls Rental Package

\$250 hr.

½ Day Rate \$1,000

Day Rate \$1,500

## Non-Profit Rental Package

½ Day \$1,600

Day \$2,600

Weekly \$8,000

## Standard Rental Package

½ Day \$2,000

Day \$3,000

Weekly \$9,500

## Definitions:

Weekly is defined as up to 46 hours within a week of stage access up to 8 shows.

Day is defined as over 5 hours-10 hours

1/2 Day is defined under 5 hours.

Each full day rental requires one-hour total breaks for staff

## Included with all Rental

145 Seat Theater

ADA Compliant Ramp Entrance/Restrooms

Wheelchair Elevator access to Stage Level

Lobby area for Patrons Use Only

## Included in Four Walls Package - (additional staff may be needed based on discussion with Theater)

One General Stage Wash

One House Manager

No Sound

Some limited furniture upon request

## Included in Non-Profit/Standard Theater Package - (additional staff may be needed based on discussion with TD)

## Spaces

Dressing Rooms #1 w/ monitors and Restroom (6 max)

*Main Floor at audience level. Located at end of hallway from theater.*

Dressing Room #2 w/ monitors (10 max)

*Located beneath stage on lower level. Stage access via stairs direct backstage to upstage right. Restrooms available in hallway on lower level*

Green Room (During tech/performances)

Box Office Set Up

# Theater Pricing Information

## Standard Light Package

ETC ION Classic Console

Preset Looks based on House Rep Plot

*Look collection available: Cabaret, Reading, Recital, Lecture (ask TD for more details)*

No Specials

Cue limit max based on overall tech/design scope performance

## Standard Sound Package

Yamaha LS932 Channel Sound Board

3 Floor Mics, 5 Overhead Ceiling Mic

Up to (2) Wired Microphones w/ stands

Up to (2) wireless handheld mics

(4) House Speakers

(2) Sub Woofers

(2) On/backstage monitors

Use of Q-Lab- Cue limit max based on overall tech/design scope performance

(3) Stage Manager Stations Clear-com System (SR, SL, Booth )

(6) Listen Inferred Hearing System

## Furniture/Props

Up to 14 basic chairs,

(3) Small Blocks, (2) Medium Blocks, (4) Step Blocks

SR/SL Audience Level 2 Step Unit

Up to 12 Music Stands

(2) 6' Tables

(2) 4' table

Podium

**Staff-** (Hours to be determined via rental package)

1 Box Office Manager

1 Technical Director

1 Technician

1 House Manager

2 Theater Service Associates

## Services

Audience View Ticket System (\$100 additional set up charge for free events)

## Theater Pricing Information

### UPGRADES BEYOND STANDARD PACKAGE

#### **Sound Upgrades-** (Require Hiring House Technicians)

Wireless Microphones \$25/Day/Microphone

Wireless Lavaliers -\$25/Day/Microphone

Monitors-\$15/Day/Per Monitor

Live Music Set Up- \$75/Day/Per Instrument

Guitar/Bass Amp Rental- \$10 per day

Clear-com System:

\$5/Day wired units (up to 3 more units)

\$10/Day wireless units (up to 3 units)

#### **Full Lighting Design Package**

\$450/1<sup>st</sup> Day

**Includes:** access to entire  
rep plot plus 5 hrs.  
Master Lighting Tech

\$175/Additional Day:

**Includes:** access to entire  
rep plot

\$1,250/Full Week

**Includes:** access to entire  
rep plot plus 10 hrs.  
Master Lighting Tec

#### **Projection**

Panasonic DP-DZ870U Projector Rental-\$175/Day or \$600/Week

Panasonic DP-DZ680UK Projector Rental-\$175/Day or \$600/Week

Short Throw lens available for an additional charge

Projection Designer-\$55 hour (5 hour minimum)

#### **Live Music**

Yamaha Keyboard- \$75/Day

Baldwin Baby Grand Piano-\$125/Day

Upright Piano-\$100/Day

Piano Tuning-\$175/Tuning Session (Required)

#### **Flooring**

Marley- \$600

# Theater Pricing Information

## STAFF/SPACE UPGRADES

### Staff Rates-(5 hour minimum)

Technical Director: \$60/hour

Master Lighting Technician/Lighting Designer: \$55 hour

Master Sound Technician/Sound Designer: \$55/hour

Sound Board Operators: \$35/hour

Theater Technicians: \$35/hour

Box Office Manager: \$40/hour

House Manager:\$40/hour

Theater Service Associates: \$30/hour

### Additional Spaces

Green Room/Lobby Event Rental (any moving of furniture requires rental)

Non-Profit Rate- \$60/hour For Profit Rate-\$75/hour

Access to Westside YMCA Shower facilities are limited to Gym hours and only granted upon written request to Owner.

	YMCA Spaces (40% discount w/ Theater Rental)	For Profit	Non-Profit
56'x42'	King Alfonso	\$295	\$260
23'x43'	Social Justice Lounge	\$245	\$210
27'x32'	Parkside Lounge	\$270	\$235
20'x32'	Fireside Lounge	\$220	\$205
22'x24'	2nd Floor Barre Dance Studio	\$235	\$210
18' x 30'	2nd Floor Activity Room 1or 2	\$235	\$210

### Payment Schedule

1. 1<sup>st</sup> Payment \$500 Non-Refundable Deposit on acceptance of Quote
2. 2<sup>nd</sup> Payment of 25% of Balance Due with signed Contract
3. Final Payment of Remaining Balance Due 30 Days prior to Event.

### Cancellation Repayment Schedule

1. 61+ Day Cancellation 100% Refund (minus \$500 non-refundable deposit)
2. 31-60 Day Cancellation 75% Refund (minus \$500 non-refundable deposit)
3. 30+ Day Cancellation 50% Refund (minus \$500 non-refundable deposit)
4. Less than 30 Day Cancellation- No refund

## Theater Technical Information

### **THEATER LOCATION:**

10 West 64th street, New York NY, 10023

Ramp & Stair Access

### **Directions:**

MTA – 1, A, C, E, B, D trains to 59th street Columbus Circle. Walk NORTH to 10 West 64th street between Central Park West and Broadway.

### **BOX OFFICE:**

Located at 64th Street Entrance

### **REST ROOMS:**

Two ADA Compliant Audience Restrooms are located on theater level.

### **DRESSING ROOMS:**

**Dressing Room #1:** Main Floor at audience level. Located at the end of hallway from theater. Restroom is located in the dressing room. (Accommodates up to 6)

**Dressing Room #2:** Beneath stage on lower level. Stage access via stairs directly backstage to upstage right. (Accommodates up to 10)  
Restroom available around the corner with additional dressing space and mirrors.

### **HOUSE AND SEATING:**

Capacity: 145 Seats including ADA accessible seating  
132 Seats (Row A Removed)  
118 Seats (Rows A and B Removed)

Two aisles – house right and house left (entrance in rows A-D Only)  
Rows A-C Single Level Seating, Rows D-K Multi Level Seating

### **LOADING ENTRANCE:**

Loading door #1: 6'-8" tall by 3'-5" wide, 64th Street small ramp (access to theater via hallway)  
Loading door #2: 6'-8" tall by 3'-4 1/2" wide: NOTE: House Left Vom is only 2'-10" wide, 64th Street with 3 steps from ground level (Direct access to rear of house left)

\*\*Ramps or forklift not provided

## Theater Technical Information

### STAGE INFORMATION:

The stage floor is tongue and groove pine with a Masonite overlay. Stage is plus 2'-8" from theater floor, ACCESSIBLE VIA STAIRS ONLY.

#### Stage Access:

1. Downstage Right exits via four stairs to door in House.
2. Upstage Right staircase down to lower-level dressing room under stage.
3. Upstage Left 4 stairs to hall Exit.
4. Upstage Left ADA Lift to hall Exit.

#### Dimensions:

- Arched Proscenium height 11'-9 1/2" at CL, 9'-8 1/2" at Proscenium
- Proscenium width 20'-1"
- Depth of stage at Center Line 24'-1 1/4"
- Back wall to plaster line 18'-5 1/2"
- Plaster line to Stage thrust 5'-6 3/4"
- Stage width (SL to SR walls) 42'-1"
- Stage Left wing space 10'-4" (Note some permanent racks in place)
- Stage Right wing space 11'-4" (Grand Piano stored on this side)
- Upstage of Cyclorama crossover 4'-2"

### SOFT GOODS INVENTORY:

#### Main Drape:

Colonial brick velour: two pieces 14' wide x 12'6" high

#### Legs, Borders & Travelers:

All Black Charisma Velour

Leg (1) - 3' x 13'

Leg (1) - 3' x 13'-10"

Leg (2) - 4' x 13'-7"

Leg (2) - 4'-6" x 13'-6"

Leg (2) - 4' x 13'-6"

Borders #1 & 2: 24' wide x 3'6"

Border #3 - 24' x 4'6"

Traveler Border 3' x 13'10"

Full Stage Traveler: Two sets (4 half curtains), Each half 13' x 12'6"

#### Cyclorama:

White muslin, seamless, bottom pipe pocket, 24' w x 13'6" high.

#### Projection Screen:

13'-8" w x 7'-8" h (projection area - pipe #5) - controlled via AV Panel on Stage Right.

## Theater Technical Information

**GRID:** (See Line Set Schedule)

Line Set #1 is Main House Curtain

Total 16 Line Sets available (dead hung pipes only) 750 lbs Total weight capacity.

Baton length 25', schedule 40 pipe. Trim height from deck varies, Minimum +13'-6"

### Line Set Schedule

Pipe #	Distance from PL	Description
1	11 1/2"	House Curtain
2	1'-1"	Empty
3	2'	1 <sup>st</sup> Electric
4	3'-3 1/4"	SL & SR Legs
5	3'-8"	Projector Screen
6	4'-5 1/2"	Empty
7	5'-5 3/4"	Empty
8	5'-11 1/4"	Traveler
9	6'-10 1/2"	2 <sup>nd</sup> Electric
10	8'-3 1/2"	Work lights
11	9'-2 3/4"	Empty
12	10'-3"	Speaker
13	11'	SL & SR Legs w/tabs
14	11'-11 1/4"	3 <sup>rd</sup> Electric
15	12'-11 1/4"	Black Traveler
16	13'-7 3/4"	4 <sup>th</sup> Electric - Cyc Lights
17	14'-3"	Cyclorama



## Theater Technical Information

### LIGHTING SYSTEM:

#### **Control Board:**

ETC ION Classic Console w/ Fader Wing and Touch Screens (2)

#### **Dimmers:**

Sensor+ Dimming system SR48+ 800 amp, 120/208 VAC; 3-phase, 4-wire 50/60Hz

#### **Houselights:**

Control located stage left & in control booth. (DMX Control via console available)

#### **Circuits:**

78 3-stage pin 2.4 kw circuits, 2 4-circuit wall pockets SL and SR.

### LIGHTING EQUIPMENT INVENTORY:

#### **REP PLOT EQUIPMENT**

##### **Conventional:**

10 - 50-degree Source Four Dimmer Doubled 120v/750w

18 - 36-degree Source Four Dimmer Doubled 120v/750w

15 - 50-degree Source Four 120v/750w

6 - 36-degree Source Four 120v/750w

##### **Intelligent / LED Fixtures:**

20 - Martin RUSH Par 2 Zoom (LED)

4 - Martin RUSH MH 2 Wash (Moving Head LED)

4 - Martin RUSH MH 7 Hybrid (Fully Intelligent Spot Fixture)

10 - Chroma Q Color Force 12

3 - Chroma Q Color Force 72

3 - 50-degree LUSTER Source Four 171w

#### **FIXTURES NOT IN THE REP PLOT**

\*\*\*Use of non-rep fixtures is at the discretion of theatre management

##### **Intelligent / LED Fixtures:**

4 - Martin RUSH MH 1 Profile 300w (Moving Head LED)

4 - Martin RUSH MH 2 Wash 125w (Moving Head LED)

3 - Martin RUSH MH 7 Hybrid 420w (Fully Intelligent Spot Fixture)

7 - Martin MAC 550 Profile 400w (Moving Light Fixture)

##### **Conventional:**

10 - 6" Fresnels 120v/500w

3 - MR-16 Birdies

4 - 50-degree Source Four 120v/750w

1 - 36-degree Source Four Barrel

## Theater Technical Information

### **Cable:**

Assorted Edison, Stage-Pin, DMX Cable

### **Accessories:**

\*\*\*Use of accessories is at the discretion of theatre management 2 -

Gam Film-FX w/ assorted loops

2 - Gobo Rotators

### **FILM, VIDEO & PROJECTOR EQUIPMENT:**

1 Panasonic PT-DZ870UK / 8,500 Lumens DLP Projector

1 Panasonic PT-DZ680 / 6,000 Lumens DLP Projector

1 Mac Mini - Monterey version 12.6.5

Video/Audio Playback System Available

QLab 4.7 Rental Licenses Available

### **SOUND EQUIPMENT INVENTORY:**

#### **REP PLOT EQUIPMENT Console:**

1 Yamaha LS9 32 channel console (with MY 16-AT I/O Card Installed)

#### **Loudspeaker Cabinets:**

4 - JBL-VRX - 932LA

2 - JBL-VRX - 918s subs

5 - JBL-PRX - 412m (monitor wedges)

1 - Crown I - T6002 (for FOH) - AMP on Stage

2 - Crown XLS802 (for Monitors) - AMP on Stage

1 - QSC GXD8 (for Subs) - AMP in Booth

#### **Microphones:**

5 - SM58 Dynamic microphone

2 - SM57 Dynamic microphone

5 - MX202 Supercardioid Overhead microphones (5-Black)

3 - Crown PCC 160

## Theater Technical Information

### FIXTURES NOT IN THE REP PLOT

\*\*\* Use of non-rep fixtures is at the discretion of theatre management

#### Microphones:

- 1 - Audix Drum Mic Kit (missing 1 F15 mic)
- 1 - E835S Sennheiser (with on/off switch)
- 1 - E835S Sennheiser (with-out on/off switch)
- 2 - Sennheiser Shotgun ME66
- 1 - Audio-Technica AT815b
- 2 - MX202 Supercardioid Overhead microphones (White)

#### Wireless:

- 8 - SLX4 Wireless Diversity Receiver
- 10 - SLX2/SM58 Wireless microphone
- 12 - SLX1 Bodypack Transmitter
- 11 - WL 185 cardioid Mic (Lapel mic)
- 12 - Countryman B3 Beige (Lavalier mic)

#### Accessories:

\*\*\*Use of accessories is at the discretion of theatre management Mic Stands, cables, adapters, etc...

### COMMUNICATION SYSTEM:

Clear-Com Headset System with six (6) operating positions

- 1 - Clear-Com MS-702 Master Station (located in AV Rack in booth)
- 5 - Clear-Com RS-701 Belt pack with Headset
- 3 - Clear-Com Wireless Belt BP 410 with Headset and battery

### STORAGE & SHOP:

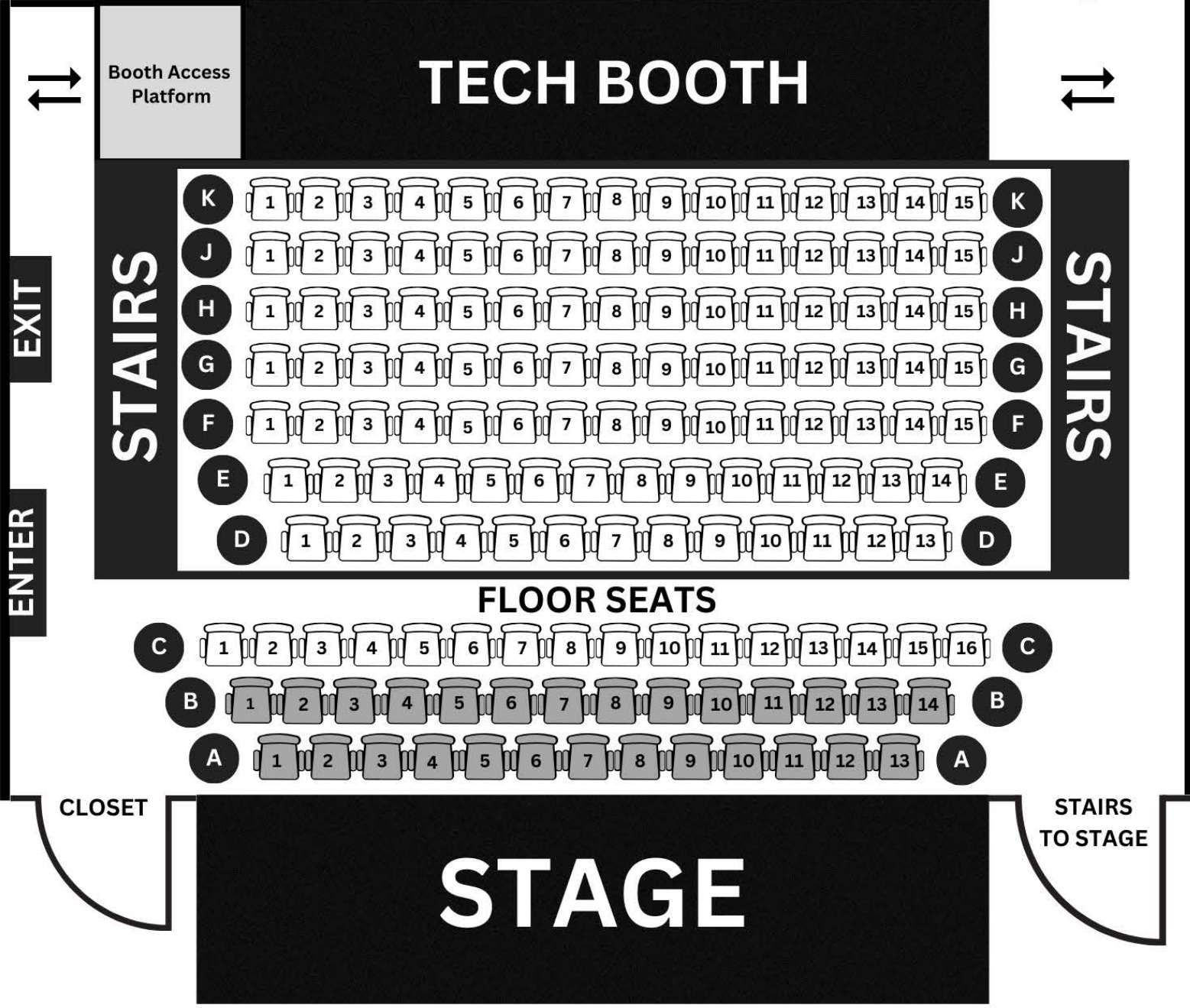
Limited storage in wings

Shop Area: none

**THE MARJORIE S. DEANE  
LITTLE THEATER**

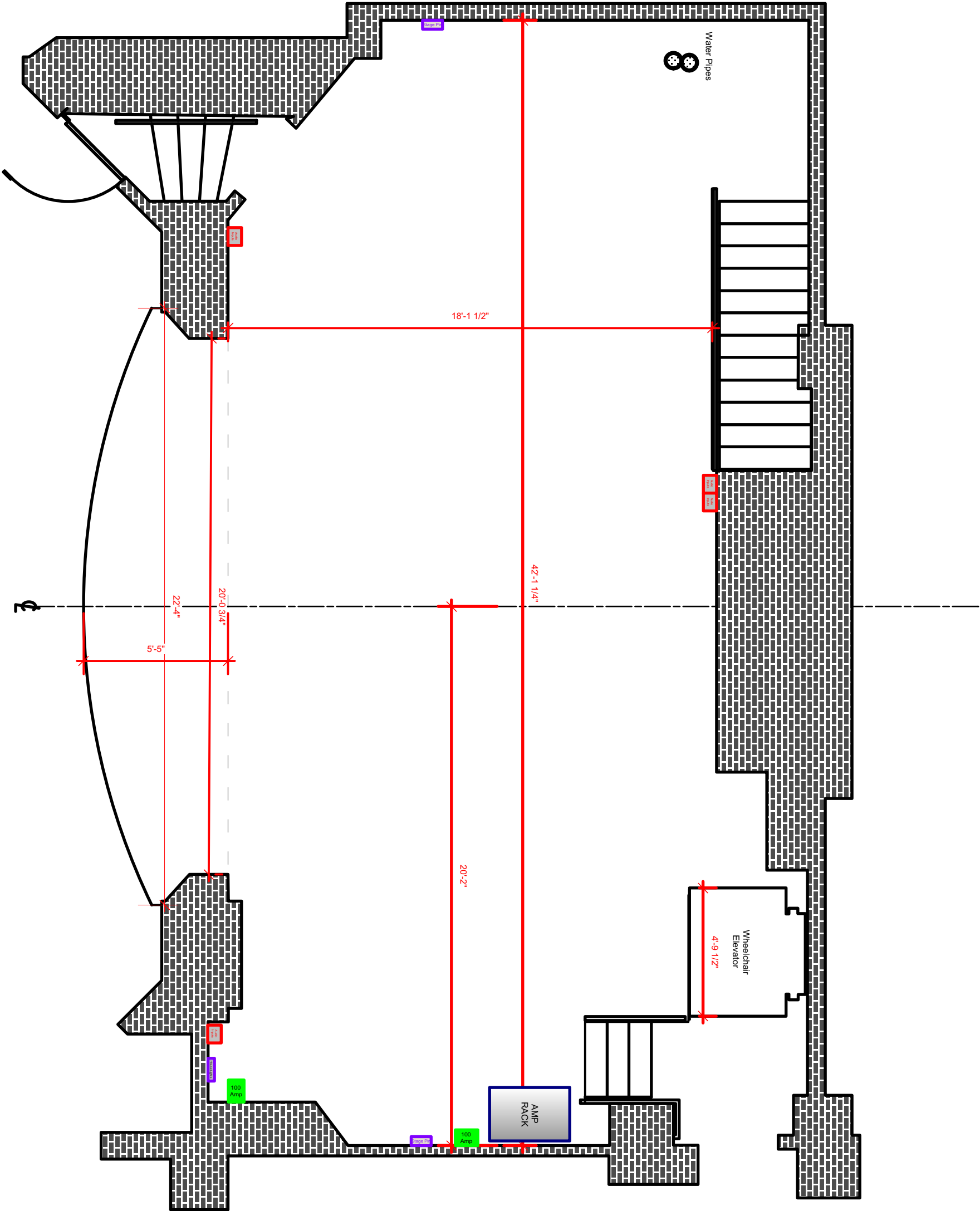


LOADING DOOR  
STREET ACCESS  
NO RAMP



 **Removable Seats**

**Fixed Seats 118  
Removable Seats 27  
Total Seats 145**

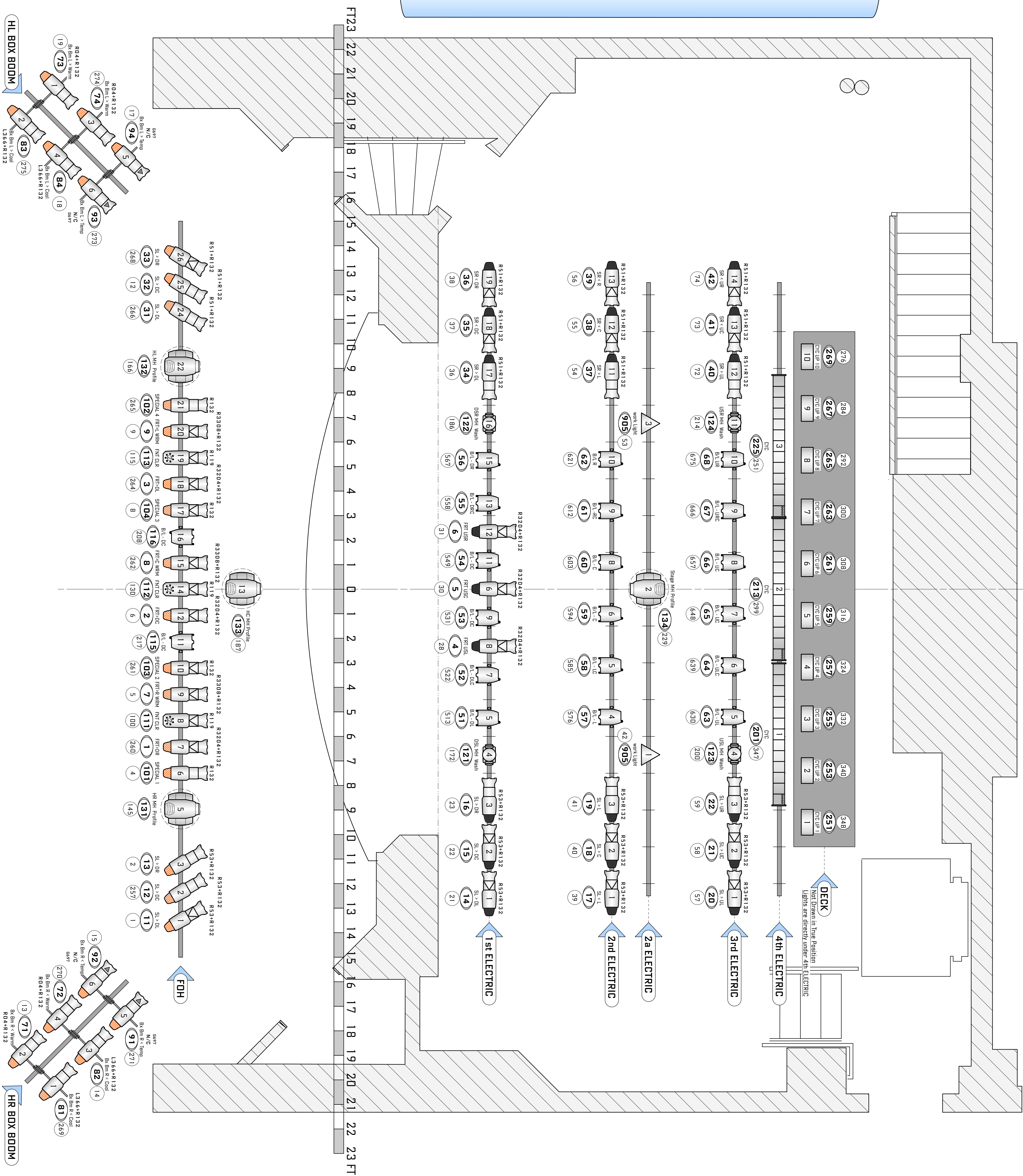


Title		
Marjorie S. Deane Little Theater		
Sheet Title		
GROUNDPLAN		Scale: 1/4" = 1'

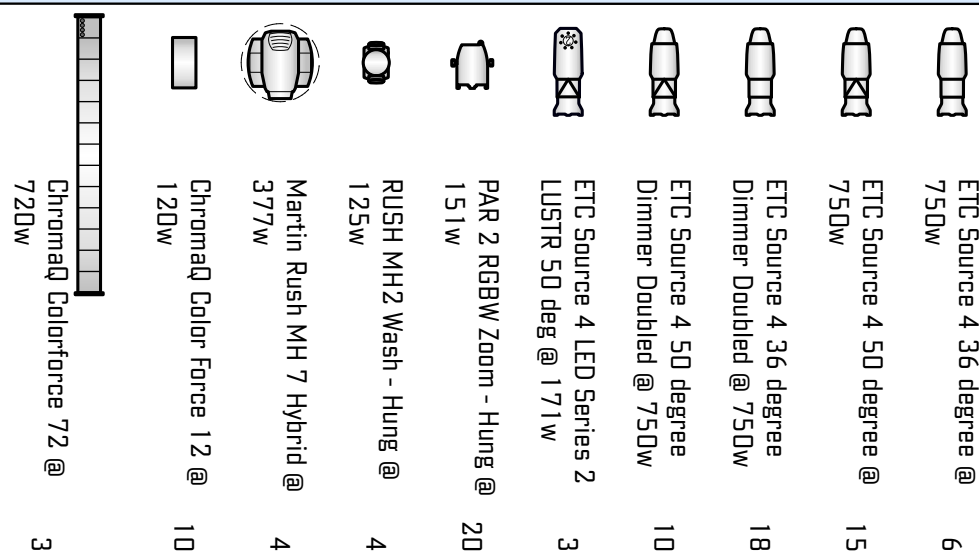


ET23	22	21	20	19	18	17	16	15	14	13	12	11	10	9	8	7	6	5	4	3	2	1	0	1	2	3	4	5	6	7	8	9	10	11	12	13	14	15	16	17	18	19	20	21	22	23
------	----	----	----	----	----	----	----	----	----	----	----	----	----	---	---	---	---	---	---	---	---	---	---	---	---	---	---	---	---	---	---	---	----	----	----	----	----	----	----	----	----	----	----	----	----	----

No.	Dist.	Item	Trim
17	145"	Dyclonema	0"
16	131 1"	4th ELECTRIC	130"
15	131 1"		
14	121 1"	3rd ELECTRIC	130"
13	111 1"		
12	107"		
11	97"		
10	87"	2a ELECTRIC	130"
9	71 1"	2nd ELECTRIC	130"
8	61 1"		
7	57"		
6	47"		
5	3110"	Projection Screen	
4	31 1"		
3	21 1"	1st ELECTRIC	130"
2	11 1"		
1	9"	House Curtain	
No.	Dist.	Item	Trim



## INSTRUMENT KEY



## INSTRUMENT NOTATION

**LIGHTS**

TEMPLATE → 500  
IRIS → 0.080  
COLOR → 0.080  
7  
UNIT →  
PURPOSE →  
35  
DIMMER →

NOTE: POSITIONS MAY VARY AS NEEDED FOR CLARITY

Marjorie S Dean Little Theater  
**Rep Lighting Plot**

---

**THEATER MANAGER**  
**MIKE LESSER**  
mlesser@yincamc.org  
LIGHTING DESIGN  
**BENJAMIN WEILL**  
benjaminweill@mc.com

Issue Date: October 14th, 2022

This drawing represents visual concepts and construction suggestions. It does not replace the knowledge and advice of a licensed structural engineer. The designer is unqualified to determine the structural appropriateness of this design, and shall not assume responsibility for improper engineering or use.

Scale: 1/4" = 1'-0"	<div> <div>Page</div> <div>1</div> <div>of 9</div> </div>
Page Size: 24" x 36"	
Drawn by: BW	